

Design and Analysis of IoT Based Air Pollution Monitoring System

Vedantam Manoj¹, K. Krishna Mohan²

¹M.Tech Student, Dept of ECE, Priyadarshini Institute of Technology and Science, Tenali, Guntur

²Associate Professor, Dept of ECE, Priyadarshini Institute of Technology and Science, Tenali, Guntur

Corresponding Author: vmanoj044@gmail.com

Abstract : In the current circumstance the air contamination has expanded with time by part of components like the increment in populace, vehicle use, urbanization and industrialization which brings about hurtful consequences for human prosperity by straightforwardly influencing soundness of populace presented to it. To screen In this venture we will make an IOT Based Air Pollution Monitoring System in which we will screen the Air Quality over a web worker (Thing Speak) utilizing ESP 8266 Wi-Fi module we will ceaselessly screen destructive gases are available the air like CO, dampness and temperature. It will show the air contamination in PPM on the LCD and just as on thing speak IoT stage with the goal that we can screen it without any problem. In this IoT project, we can screen the air contamination level from anyplace utilizing your PC or versatile structure anyplace on the planet.

Key words : Arduino Uno, ESP8266 Wi-Fi, MQ-135, Thing Speak, Internet of Things

1. Introduction

Air Pollution is the most serious issue of each country, regardless of whether it is created or creating. Medical conditions have been developing at quicker rate. Destructive impacts of contamination incorporate gentle unfavorably susceptible responses like bothering of the throat, eyes and nose just as some major issues like bronchitis, heart infections, pneumonia, lung and exasperated asthma. IOT Based Air Pollution Monitoring System screens the Air quality over a web worker utilizing Internet and will trigger an alert when the air quality goes down past a specific limit level, implies when there are adequate measure of hurtful gases present noticeable all around like smoke, CO, benzene, liquor. It will show the air quality in PPM on the LCD and just as on website page with the goal that it can screen it without any problem. LPG sensor is included this framework which is utilized for the most part in houses. The framework will show temperature and dampness. The framework can be introduced anyplace however for the most part in ventures and houses where gases are generally to be found and gives an alarm message when the framework passes boundary limit

2. Literature review

Air contamination isn't just characteristic clinical issue sway on making countries the same. The solid impact of air contamination on prosperity are amazingly mind blowing as there are a wide territory of sources and their specific impact vary from one another[1]. The manufactured substances reason a grouping of humankind and regular clinical issues expand in air defilement impacts on condition likewise on human prosperity. To screen this pollution WSN system is communicated. The proposed structure involves a Unit of Mobile-DAQ and a fixed Internet-Enabled pollution perception System. The Mobile-DAQ unit joins a singular chip microcontroller, air contamination sensors display, and GPS Device. The Pollution-Server is a best in class singular PC application worker with Internet network [2]. The Mobile-DAQ unit amasses air poisons levels (CO, NO₂, and SO₂), and loads them in a packaging with the GPS physic circulation, time, and date. The explanation is to send the Pollution-Server by methods for zigbee gadget. The significant Server is associating to Google Maps to show the zone of hardware. It can relate information base worker to the Pollution-Server for taking care of the poisons range for future usage by various client, for instance, condition security workplaces, vehicles enlistment specialists, and traveler and protection organizations. [3] Pollution Monitoring System using WSN in Visakhapatnam As the innovation builds, the degree of automated work (cutting the work) in the basically all parts are in like manner increases. WSN are grabbing up the ground on the whole divisions of life; from homes to mechanical offices, from traffic light to common checking. The air contamination checking framework contains sensors to screen the interested contamination boundary concerning condition. It reenacted the three air defilements gases including CO, CO₂ and SO₂ in air considering the way that these gases pick the degree of contamination. It can moreover apply the procedure in unique house hold exercises like spilling culinary gas in our homes, to alert the workers in oil and gas care to perceive the spillage, etc. This reiteration makes the mindfulness in people in metropolitan

communities.3. WSN Based on Air Contamination Monitoring System in Metropolitan Cities the WSN based air pollution noticing structure [3] relies upon AVR ATmega-32 Microcontroller. The sensor network is used to recognize the sensor regards from different identifiers as MQ5, MQ7, and temperature and moistness disposition. ID3 figuring is used to learn the characteristics awful on probability. Bluetooth gadget is used to interface the control with client and the client partners with the worker by methods for web organizations. This structure not simply registers the contamination present perceptible all around yet furthermore can make a figure to avoid future tainting in the particular dirtied zone.

3. Existing framework

The business meters accessible in the market are Fluke CO-220 carbon monoxide meter for CO, Amprobe CO2 meter for CO2, Forbix Semicon LPG gas spillage sensor alert for LPG spillage identification. The analysts in this field have proposed different air quality observing frameworks dependent on WSN, GSM and GIS. Presently every innovation has restricted utilizations as per the planned capacity, as Zigbee is intended for clients with Zigbee trans-collector, Bluetooth and LoRa

4. Proposed framework

Here to make a Design and examination of IoT Based Air Pollution Monitoring System wherein we will screen the Air quality over a web worker utilizing web. It will show the air quality in PPM, temperature and moistness on the LCD and just as on page with the goal that we can screen it without any problem. "Thing Speak" web worker is utilized for checking the temperature, Humidity and CO level. In this IoT project, you can screen the contamination level from anyplace on the planet utilizing your PC or portable. Fig 1 shows the square chart of proposed framework

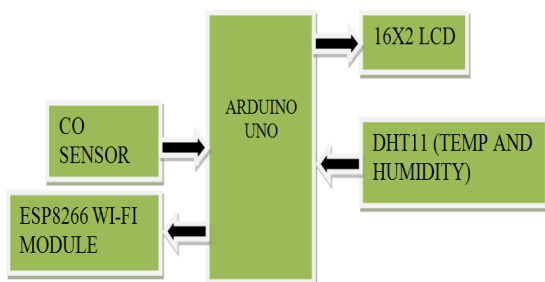


Fig 1. Block diagram of proposed system

5.1.1. Arduino UNO

Arduino Uno is an open source Hardware board dependent on the ATmega328P AVR design based microcontroller It has 14 computerized input/output pins 6 simple data sources, a 16 MHz quartz precious stone, a USB Connection, power jack, an ICSP header and a reset button appropriate for different inserted and IoT arrangements as demonstrated in Fig. 2




Fig 2. Arduino UNO

5.1.2. WIFI Module (ESP8266)

The ESP8266 is an ease Wi-Fi chip with full TCP/IP stack and MCU (microcontroller unit) capacity. It runs on 3.3V and gives our framework admittance to web. Fig.3 shows Wi-Fi Module (ESP8266).

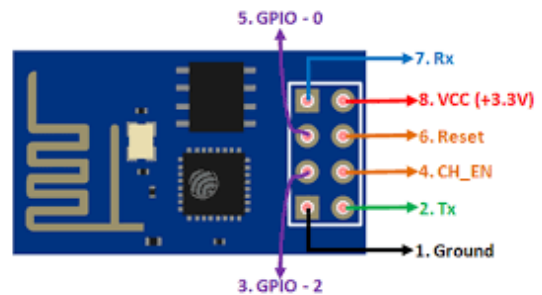


Fig 3. ESP8266 Wi-Fi module

5.1.3. DHT 11 sensor

DHT11 is a minimal effort advanced sensor for detecting temperature and dampness. This sensor can be effectively interfaced with any miniature regulator, for example, Arduino, Raspberry Pi and so forth... to gauge mugginess and temperature quickly. DHT11 mugginess and temperature sensor is accessible as a sensor and as a module. The contrast between this sensor and module is the draw up resistor and a force on LED. DHT11 is an overall stickiness sensor. To gauge the encompassing air this

sensor utilizes a thermistor and a capacitive moistness sensor as demonstrated in Fig 4




Fig 4. DHT 11 sensor

5.1.4 16x2 LCD display

This is a basic (16x2) 16 character by 2 line display. Black text on Green background. It is used to indicate the Air and Humidity in PPM. Fig. 5 shows LCD (16x2).



Fig 5. 16x2 LCD display

1. Experimental setup

Design and analysis of IoT based air pollution monitoring system experimentally connected and tested. fig 6 show the experimental setup of proposed system

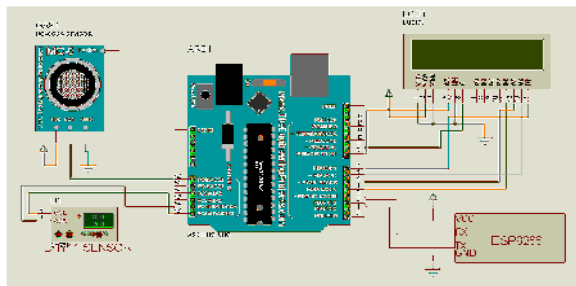


Fig6. Circuit diagram of proposed system

MQ135 and DHT 11 sensor associated with arduino uno. MQ135 sensor can detect NH₃, NO_x, liquor, Benzene, smoke, CO₂ and some different gases, so it is amazing gas sensor for our Air Quality Monitoring System. We can get the Pollution level in PPM (parts per million). MQ135 gas sensor gives the yield in type of voltage levels and we need to change over it into PPM. So for changing over the yield in PPM, here we have utilized a library for MQ135 sensor, from DHT 11 sensor we can get computerized temperature and stickiness information. ESP8266 Wi-Fi module associated and designed to TCP/IP convention Sensed sensor information will show on 16X2 LCD and update in to "ThingSpeak" web worker so we can get to the thingspeak web worker utilizing novel confirmation key anyplace on the planet. We can screen the contamination levels by utilizing cell phone or PC

Result Analysis

Last advance in the wake of wiring all parts to PCB board appeared in figure 7 and next, we will show the consequence of the estimation from sensors. The information is taken from the estimation of a cigarette




Fig7. Hardware setup

Effectively associated equipment tried and sensor effectively shipping off Thing talk web worker. Each 15 sec sensor information refreshed to "thingspeak" web worker which is default time set by the thingspeak web worker, so we modified to send temperature, Humidity and CO sensor information to like clockwork. The outcomes put away in .EXCEL organization and we can download and investigation the outcomes .

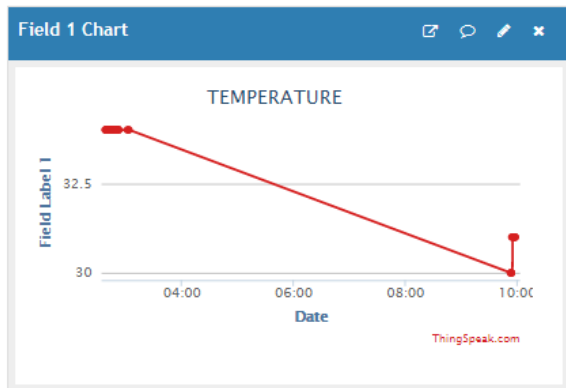


Fig 8. Result of Temperature reading

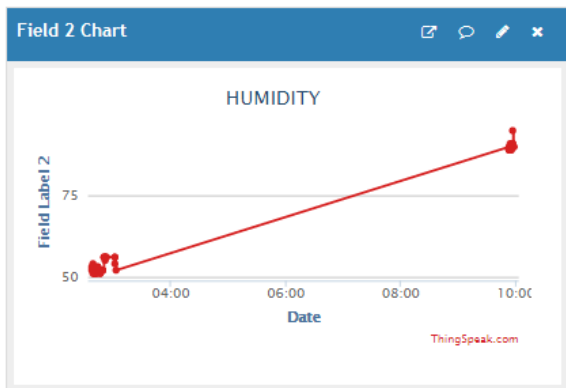


Fig 9 Results of Humidity readings

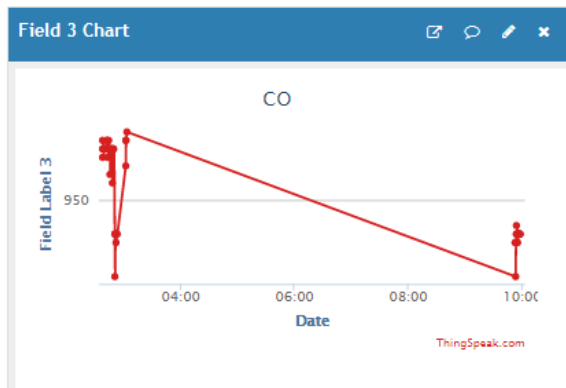


Fig10. Results of CO readings

CONCLUSION

The framework to screen the demeanor of climate utilizing Arduino microcontroller, IOT Technology is proposed to improve nature of air. With the utilization of IOT innovation improves the way toward observing different parts of climate, for example, air quality checking issue proposed in this paper. Here, utilizing the MQ 135 and DHT11 sensor

gives the feeling of various sort of perilous gas and arduino is the core of this undertaking. Which control the whole cycle ESP8266 Wi-Fi module associates the entire interaction to web and LCD is utilized for the visual Output.

References

1. D. Yaswanth, Dr Syed Umar,-" A Study on Pollution Monitoring system in Wireless Sensor Networks",-D.Yaswanth et al | IJCSET |September 2013 | Vol 3, Issue 9, 324-328.
2. Anil H. Sonune, S.M.Hambarde,-" Monitoring and Controlling of Air Pollution Using Intelligent Control System",-International Journal of Scientific Engineering and Technology ISSN: 2277-1581, Volume No.4 Issue No5, pp: 310-313.
3. Martinez, K., Hart, J. K., Ong, R., "Environmental Sensor Networks," IEEE Computer, Vol. 37, No. 8, pp. 50-56.
4. Nikheel A. Chourasia, Surekha P. Washimkar," ZigBeeBased Wireless Air Pollution Monitoring" International Conference on Computing and Control Engineering (ICCCE 2012), 12 & 13 April, 2012
5. R. Rajagopalan and P.K. Varshney, "Data-Aggregation Techniques in Sensor Networks: A Survey," IEEE Communication Surveys and Tutorials, Vol. 8 (4), pp.48-63, December 2006.
6. Mainwaring, A., Polastre, J., Szewczyk, R., Culler, D., Anderson, J. "Wireless Sensor Networks for Habitat Monitoring," ACM International Workshop on Wireless Sensor Networks and Applications, EUA.