International Journal of Science Engineering and Advance Technology

Impact of EGR On The Exhaust Gas Temperature And Exhaust Darkness In Pressure Ignition Motors

Siva Kiran[1], G.S.Dk.Sravani[2]
[1]PG Scholar, Pydah College of Engineering, Kakinada, AP, India.
[2]Assistant Professor, Pydah College of Engineering, Kakinada, AP, India.

ABSTRACT.

In diesel motors, NOx arrangement is an exceedingly temperature-subordinate wonder and happens when the temperature in the ignition chamber surpasses 2000 K. Along these lines, with a specific end goal to lessen NOx emanations in the fumes, it is important to hold crest ignition temperatures under control. One basic method for diminishing the NOx discharge of a diesel motor is by late injection of fuel into the burning chamber. This system is powerful however builds fuel utilization by 10–15%, which requires the utilization of more successful NOx lessening methods like fumes gas distribution (EGR). Re-circling some portion of the fumes gas helps in diminishing NOx, however obvious particulate outflows are seen at high loads, consequently there is an exchange off in the middle of NOx and smoke emission. To get most extreme advantage from this exchange off, a particulate trap may be utilized to lessen the measure of unburnt particulates in EGR, which thus diminish the particulate outflow too.

A trial examination was led to watch the impact of fumes gas re-flow on the fumes gas temperatures and fumes obscurity. The lapse mental setup for the proposed investigations was produced on a two-barrel, direct infusion, air-cooled, pressure ignition motor. A network of examinations was directed for watching the impact of diverse amounts of EGR on fumes gas temperatures and darkness.

Keywords: EGR, discharge, NOX, watches.

INTRODUCTION

An important task in the development of internal combustion engines is the reduction of emissions. As the individualmobility in the world is increasing and the transportation sector is rowing, it is important to limit the impact of traffic on both the environment and the health of the population. Themain combustion products that are contained in engineexhaust gasesarewatervapor (H_2O), carbondioxide(CO_2),nitrogen oxides (NO_X), particulate matter (PM), hydrocarbons (HC)and carbon monoxide (CO). These, aside from the water vapor, are considered earth unsafe. This is likewise reflected in the fact that governments allover the world enact limits for the outflow of these gasses. Thusly, motor designers deal with lessening these emanations .An approach to diminish the development of NOX in diesel motors isthe utilization of EGR, recycled fumes gas. Part of the exhaust gas is rerouted into the ignition chamber, where it helps to constrict the development of NOX by decreasing the neighborhood response temperature. The measure of EGR that can be utilized is constrained by various components. One of them is the requirement for conveying enough fresh air for the combustion to take place; another is the decrease of motor proficiency that can be brought on by high sums of EGR. Moreover, on turbocharged motors, in burden focuses with great turbocharger productivity, the admission weight is higher than the fumes weight. This makes it hard to get any EGR,as there is no weight distinction to drive it[1,2,3].

To defeat these issues, diverse EGR-routings can be utilized. The extent of this work is to look at some of these with trial and simulative strategies. Primary centers arethe impacts on fuel utilization and transient behavior.

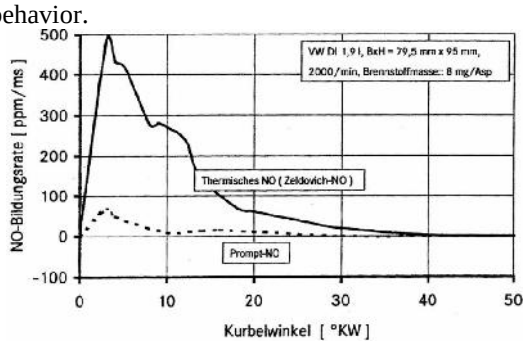

Simulation of NOX formation in a diesel engine

Nitrogen Oxides(NOX)

Nitrogen oxides, NO and NO_2, are referred to as NOX. They are harmful for the lungs when local

concentrations gettoo high. They also contribute to acid rain and form smogin combination with hydrocarbons.

Particulate Matter (PM)

Particulate matter, often referred to as soot, is the other problematic emission from diesel engines. They are suspected to be carcinogenic . In addition to that, they have been shown to increase respiratory symptoms and increase mortality in cardiovascular and respiratory diseases[4,5].

Figure 4 shows the combustion path of conventional diesel combustion in a Phi-T-map. It can be seen that soot is formed in parts of the spray where the oxygen concentration is low. Later in the combustion, when the local temperature and oxygen concentration get higher, most of the formed soot is oxidized[6]

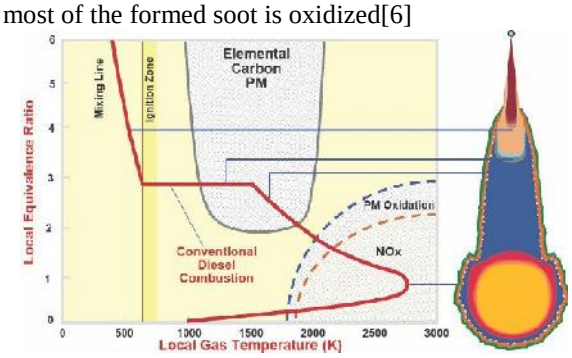

Emission formation in conventional diesel combustion

Particular Catalytic Reduction(SCR)

Particular synergist decrease remains for a NOXreduction innovation. An impetus changes over the NOX outflows withthe help of a specific decreasing operator. Alkali, NH3, is the most widely recognized one for this reason. As smelling salts is harmful, it is framed from an alkali bearer inside the fumes framework. Ureais broadly spread due to its dissolvability in water. Anurea/water arrangement is metered into the fumes framework and changed over into NH3 and CO2. NH3 is then utilized for the lessening of the NOX.In present day systems[7,8]

Fumes Gas Recirculation (EGR)

Rather than utilizing after treatment frameworks to consent to fumes outflow enactment, it is additionally conceivable to maintain a strategic distance from the development of emanations amid the ignition. The crude discharges are decreased and subsequently no after treatment It is regular practice now a days, to utilize EGR to diminish the development of NOX outflows. A bit of the fumes gasses is recalculated into the burning chambers. This can be accomplished either inside with the correct valve timing, or remotely with some sort of channeling, Figure 8 demonstrates this schematically.[9]

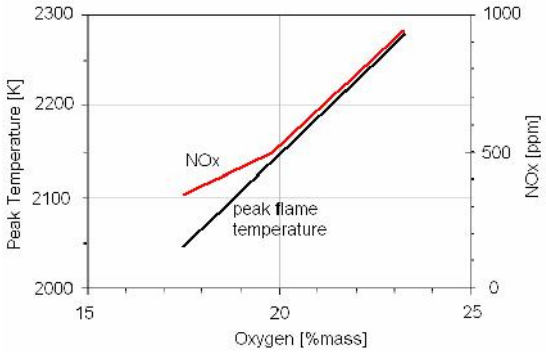

Temperature dependency of NOX formation

Short-Route System(SR)

The short-course framework is the standard framework into day's creation motors, both for traveler auto motors and for substantial obligation applications. In the short-course (SR) framework, a funnel leads a portion of the fumes gasses from the ventilation system into the admission complex where it is blended with the outside air. The channel for the most part contains one or more coolers for the EGR and a valve to direct the measure of EGR. The valve can be set on either the hot or the icy side of the cooler. A situation on the hot side gives focal points in transient reaction [10],while a position on the icy side settles on the decision of valve less demanding, as it will be put in a colder domain.

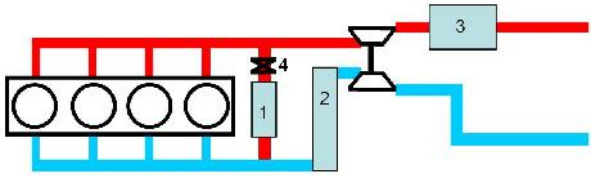

SR-system,1:EGR-cooler,2:CAC,3:DPF,4:EGR-valve

Reed Valve in EGR System

A Reed valve, or one-way valve, is a valve that lone permits stream in one heading. It closes when there is a weight proportion cap would somehow or another lead to invert stream. As the fumes gas stream is very throbbing, the thought is that there could be stream in the highest point of every heartbeat, even with a normal weight that is excessively low to drive the flow.

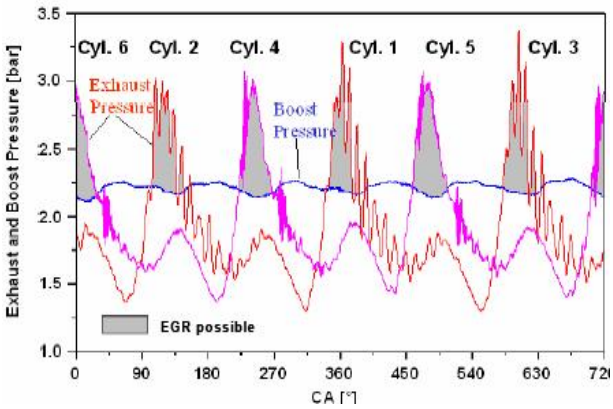

Exhaust pulses that could be used with a Reed-valve

EGR IN SI and CI ENGINES

The fumes gas, added to the fuel, oxygen, and ignition items, builds the particular warmth limit of the chamber substance, which brings down the adiabatic fire temperature.[11]

In a run of the mill car flash touched off (SI) motor, 5% to 15% of the fumes gas is steered back to the admission as EGR. The most extreme amount is constrained by the need of the blend to manage a nonstop fire front amid the ignition occasion; unreasonable EGR in ineffectively set up applications can bring about discharge failures and incomplete copies. Despite the fact that EGR does quantifiably moderate burning, this can to a great extent be made up for by propelling flash planning. The effect of EGR on motor productivity to a great extent relies on upon the particular motor outline, and now and then prompts a bargain amongst effectiveness and NOx discharges. A legitimately working EGR can hypothetically build the productivity of fuel motors by means of a few mechanisms:[12,13]

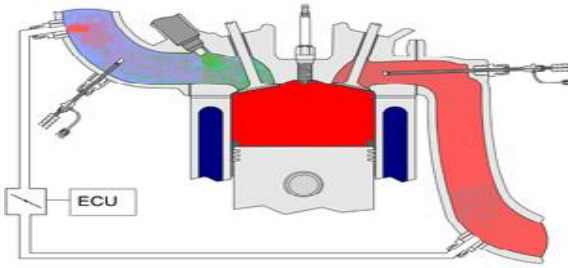

Exhaust Gas Recirculation

Fumes Gas Recirculation (EGR) and NOx estimation

NOx Emissions

In numerous nations around the globe, the outflows of NOx from diesel and fuel vehicles are limited by enactment. NOx is framed in the burning council of motors, when high temperatures cause oxygen and nitrogen (both found noticeable all around supplied for ignition) to join.

HOW EGR WORKS

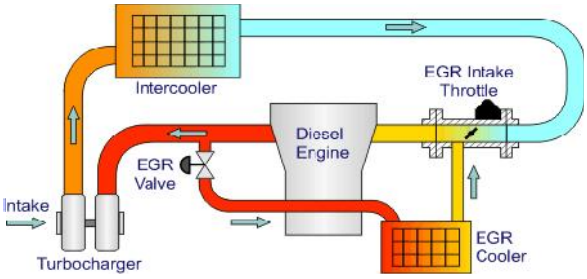

To recalculate debilitate over into the admission complex, a little aligned "hole" or way is made between the admission and ventilation systems. Consumption vacuum in the admission complex draws fumes once more into the motor. In any case, the measure of distribution must be firmly controlled else it can have the same impact on unmoving quality, motor execution and drivability as an immense vacuum spill.

Sorts OF EGR VALVES

Ported EGR valves (1973 to 1980s). The run of the mill ported vacuum EGR valve comprises of a vacuum stomach associated with a poppet or decreased stem stream control valve. The EGR valve itself is normally mounted either on a spacer under the carburetor or on the admission manifold.[14]

Positive backpressure EGR valves (1973 and up). Backpressure EGR valves use debilitate backpressure to differ the time when they open and their stream rates. On GM autos, they are distinguished by the keep going letter on the part number on top of the valve.

Negative backpressure EGR valves (1973 and up). The negative backpressure kind of EGR valve responds similarly, aside from that it responds to negative or diminishing weight changes in the fumes framework to manage EGR activity. A drop in backpressure happens when there is less load on the motor. This causes the backpressure stomach to open a drain gap and diminish EGR stream.

Beat width adjusted electronic EGR valves (mid 1980s and up). Initially utilized as a part of 1984 by General Motors, this kind of EGR framework utilizes a heartbeat width-adjusted EGR control solenoid. With this system,

Computerized electronic EGR valves (late 1980s to 1990s). On a few applications, a "computerized" EGR valve is utilized. This kind of valve likewise utilizes vacuum to open the valve however manages EGR stream as per PC control. The computerized EGR valve has three metering holes that are opened and shut by solenoids.

Points of interest of EGR

- Reduced NOx
- Potential diminishment of throttling misfortunes on flash ignition motors at part stack
- Improved motor life through diminished chamber temperatures (especially debilitate valve life)

Impediments and Difficulties of EGR

Since EGR lessens the accessible oxygen in the barrel, the generation of particulates (fuel which has just somewhat combusted) is expanded when EGR is connected. This has generally been an issue with diesel motors, where the exchange off amongst NOx and particulates is a commonplace one to calibrators.

The planned lessening of the oxygen accessible in the chamber will decrease the pinnacle power accessible from the motor. Consequently the EGR is typically closed off when full power is requested, so the EGR way to deal with controlling NOx falls flat in this circumstance.

Use of Cambustion Analyzers to EGR Development

Cambustion's CLD500 NOx analyzer offers two channels of concurrent NOx estimation, with a T10-90% of 10ms or less. This permits NOx focuses in the fumes to be measured for every terminating cycle, permitting cyclic variability to be watched.

Cambustion's NDIR500 CO&CO2 analyzer offers two channels of concurrent CO and CO2 estimation, with a T10-90% of 8ms. This permits an assortment of uses:

Testing with the NDIR500 in the admission permits estimation of CO2 focus in the admission charge. Estimation of fumes CO2 with the other channel of the NDIR permits computation of the outer EGR rate, on a cycle by cycle premise.

Contingent upon the area of the admission test, either the general EGR rate or the EGR rate particular to one barrel might be measured. This permits check and change of EGR displaying and EGR appropriation, including homeless people.

Examining with the NDIR tests at various focuses through the EGR circle permits portrayal of EGR framework deferrals and conduct.

Examination of the CO2 focus in the pre-burning gas with the fumes gas from the past cycle permits absolute EGR (interior + outer) to be figured. This strategy can in this manner uncover repetitive variety, and also chamber to barrel variety. Such a capacity may likewise be helpful while confirming the impacts of variable valve timing.[15]

RESULTS ANDDISCUSSION

At altered force conditions, as the rate EGR increments (0–21%), the temperature of the fumes gas persistently diminishes. This is appeared in figure 4. Prior it was specified that the most essential purpose behind the arrangement of NOx in the burning chamber is to a great degree high temperature. Our trial results show (figure4)decrease in the fumes temperatures with expanding EGR, along these lines it can be securely presumed that the burning chamber temperatures likewise lessening and therefore the arrangement of NOx is diminished. This decrease in fumes gas temperature does not influence the warm effectiveness. From figure5, plainly warm productivity stays unaffected by EGR. Be that as it may, at high loads and at GR rates above 15%, warm productivity tends to diminish somewhat. This might be because of the way that the measure of crisp oxygen accessible for ignition gets diminished because of substitution by fumes gas. Murkiness of the fumes gas increments as the rate of EGR is expanded. At low loads ,the rate of increment in murkiness is just about he same with increment in EGR yet at higher burden sand higher rates of EGR.

CONCLUSION

A test set-up to gauge the impacts of fumes gas distribution on motor qualities like fumes gas temperature, warm effectiveness, brake particular fuel utilization and smoke darkness has been created. Analyses were completed utilizing the set up to demonstrate the adequacy of EGR as a method for NOx lessening. It is seen that the fumes gas temperatures diminished rastically by utilizing EGR. This by implication demonstrates the potential power duction of NOxemission.This can be finished up from the way that the most critical explanation behind the

arrangement of NOx in the burning chamber is the high temperature of around 2000K at the site of ignition. Warm productivity and brake particular fuel utilization are not influenced altogether by EGR. How ever particulate matter outflow in the fumes increments, as clear from smoke darkness perceptions.

REFERENCES

[1].Verband der Auto mobil industries, VDA Jahresbericht2009 Dietsche, K.-H., Klingebiel, M. (editors),Bosch Automotive Handbook, 7thedition,2007

[2].Heywood, J.B., Internal Combustion Engine Fundamentals, McGraw Hill, New York,1988

[3].Kahrstedt, J.; Blechstein, A.; Maiwald, O.; Kabitzke,J.: GrundlegendeUntersuchungenzu Low-NOX- Brenn verfahrenfür PKW-Diesel motor enunter Nutzung zusätzlicher Variabilitäten,

[4].Internationales Stuttgarter Symposium, 2005.

[5].Gärtner, U.: Die Simulationder Stickoxid-Bildungin Nutzfahrzeug-Diesel motoren; Dissertation, Universität Darmstadt (TU),2001

[6].Jungnelius, S., Svartengren, M., Hälso effekteravtrafikav gaser, Rapport frånYrkesmedicinskaenheten, 2000

[7].Charlton, S., Heavy Duty Diesel EmissionControl Symposium, presentation,2007

[8.Schubiger, R. A.: Untersuchungenzur Ruß bildung und- oxidation in der diesel motor ischenVerbrennung-Thermo dynamische Kenngrö ßen,Verbrennungs analyze und Mehrfar benendoskopie; Dissertation, ETHZürich, 2001

[9].Xi, J., Zhong, B.-J., Soot in Diesel Combustion Systems, Review, Chem. Eng. Technol. 2006, 29, No.6

[10].Merker, G.; Schwarz, C.; Stiesch, G.; Otto, F.:Ver-brennungsmotoren. Simulation der Verbrennungund Schadstoffbildung. B.-G.-Teubner-Verlag,Wiesbaden, 2006

[11].BaertRSG,BeckmanDE,VeenA1999EfficientEGRtechnologyforfuture HDdieselengineemission targets. SAE1999-01-0837

[12].Heywood J B 1988 Pollutant formation and control. Internal combustion engine fundamentalsInt.edn (New York: Mc-Graw Hill) pp572–577

[13].KohketsuS,MoriK,SakaiK,HakozakiT1997EGRtechnologiesforaturbocharge dandinter-cooledheavy-duty diesel engine. SAE970347

[14].LevendisYA,PavalatosI,AbramsRF1994Controlofdieselsoothydrocarbonand NOxemissionswith a particular trap. SAE940460

[15].LundquistU,SmedlerG,StalhammarP2000Acomparisonbetweendifferent EGRsystemsforHDdiesel engines and their effects on performance, fuel consumption and emissions. SAE2000-01-0226