International Journal of Science Engineering and Advance Technology

Intelligent Anti-Theft System for Automobiles

B. Jhony[1], A. Venkateswara Rao[2]

#1. M.Tech Scholar in Dept. of Embedded Systems, Sri Sivani Institute of Technology,

#2. Associate.Prof, HOD, Dept. of ECE, , Sri Sivani Institute of Technology, Chilakapalem Jn, Srikakulam, AP, INDIA.

Abstract

Security is prime sympathy toward everybody. These days all the car are outfitted with auto cop systems. Despite the fact that, the criminals are breaking the obstructions and take the vehicles. This venture is the right answer for this issue. Utilizing this venture, one can control his vehicle's car engine by method for a SMS. Hence, to conquer the above disadvantages, we are utilizing one of the remote correspondence procedure i.e., GSM (Global System for Mobile communications) is a digital cellular communications system which has quickly picked up acknowledgment and piece of the pie around the world. ARM is the heart of the task. A GSM modem is interfaced to microcontroller. This modem receives the messages from control mobile and sends as contribution to MCU. The MCU check for validation o and, in the event that IT is approved, engine control will be taken place.16X2 LCD is interfaced to show client required information. In this task TRAIC is utilized as burden controller (as a switch), MOC3021 utilized as a Triac driver. This undertaking utilizes controlled 5v, 750mA power supply. 7805 and 7812 three terminal voltage controllers are utilized for voltage direction. Bridge type full wave rectifier is utilized to redress the air conditioner yield of auxiliary of 230/12v step down transformer. The report comprises of a foundation into the territory of ARM microcontroller and mobile correspondence, how they are interfaced to each other and AT (Attention) summons set utilized as a part of correspondence.

Keywords - GSM Modem, GPS Module, LPC1769 CORTEX M3, SMS, car safety.

I. Introduction

This project fundamental need of is to give security and wellbeing to the car. This will be refined with the assistance of unique mark acknowledgment module, liquor recognition sensors, fuel location sensors, car crash discovery. The principle idea in this outline is bringing the mobile communications into the implanted system. This will be expert with the assistance of Global System of Mobile remote correspondence innovation. We will utilize microchips taking into account ARM innovation, which will extraordinarily enhance the general performance of the system. The use of Different modems makes continuous Car wellbeing and security system. It will adequately enhance the security and wellbeing of the car. In light of these reasons, the system will meet the prerequisite of the antitheft and wellbeing system of the car. A proficient car security system is executed for against robbery utilizing an inserted system possessed with a Global Positioning System and a Global System of Mobile. The customer cooperates through this system with vehicles and decides their present areas and status utilizing Google Earth. The client can track the position of focused vehicles on Google Earth. Utilizing GPS locator, the objective current area is resolved and sent, alongside different parameters got by vehicle's information port, by means of Short Message Service (SMS) through GSM systems to a GSM modem that is associated with PC. The outline and improvement of a burglary control system for an automobile, which is being utilized to anticipate/control the robbery of a vehicle. The fundamental idea in this outline is bringing the mobile Communications into the implanted system. The primary point of the venture is to plan and build up a propelled vehicle securing system in the constant environment. The client can send a STATUS message from his PDA and when the Global System of Mobile module gets the message, it will check for the client's validation and if observed to be substantial, it will promptly send the subtle elements of the areas like the scope and the longitude utilizing GPS module. So the client can become more acquainted with the accurate area of the vehicle. We have experienced numerous examination papers in regards to this point of Advanced Vehicle Security System with Theft Control and Accident Notification.

In all these exploration papers the creators have plainly portrayed about the working of the specific cooperate with its preferences and drawbacks. So in this audit paper of our own we are putting a brief outline of the same works that are actualized by different creators in various ways. We are centering this audit paper for individuals who are included in the specialized foundation. Case in point, if the peruser needs to know with reference to how the security system functions in this task, he ought to have adequate information about microcontrollers, sensors, GSM modules et cetera.

II. Related Work

This ought to incorporate current considering, discoveries, and ways to deal with the issue. Montaser N. Ramadan et al. [1] presents a proficient car security system. This system is executed for hostile to robbery utilizing an installed system possessed with a Global Positioning System and a Global System of Mobile. The customer communicates through this system with vehicles and decides their present areas and status utilizing Google Earth. The client can track the position of focused vehicles on Google Earth. Utilizing GPS locator, the objective current area is resolved and sent, alongside different parameters got by vehicle's information port, by means of Short Message Service (SMS) through GSM systems to a GSM modem that is associated with PC or tablet. The GPS directions are amended utilizing a discrete Kalman channel. In this paper, a minimal effort vehicle following and checking system is introduced. Pravada P. Wankhade et al. [2] presents the configuration and advancement of a burglary control system for an automobile, which is being utilized to forestall/control the robbery of a vehicle. The fundamental idea in this outline is bringing the mobile communications into the installed system. The primary point of the venture is to outline and build up a propelled vehicle securing system in the continuous environment. The client can send a STATUS message from his phone and when the Global System of Mobile module gets the message, it will check for the client's verification and if observed to be legitimate, it will instantly send the points of interest of the areas like the scope and the longitude utilizing GPS module. So the client can become more acquainted with the precise area of the vehicle. The disadvantage of this paper is that Global System of Mobile modem gives information to the client on his solicitation. Vinoth Kumar Sadagopan, et al. [3] presents a novel hostile to robbery control system for automobiles that tries to keep the burglary of a vehicle. They made an unobtrusive endeavor to acquire an ease and powerful vehicle burglary control system. The significant favorable position of this system is that the entire work can be made with a pitiful measure of venture and can be utilized as a part of any automobiles and therefore acquiring less modern and basic innovation. P. Bagavathy et al. [4] Introduces another Global System of Mobile - based vehicle hostile to burglary system. Speed sensors and vibration sensors are utilized to accomplish double robbery evidence of automobile. Proprietor can get the alert message rapidly and precisely, additionally can screen the car by telephone if fundamental. The lowcost system has achievability and great ease of use. With the improvement of information innovation, Global System of Mobile systems will be flawless and the system will have better prospects. Lili Wan et al. [5] presents a car security system to debilitate an automobile from restarting and its key auto systems from actuating through remote control when it is stolen. This security innovation is likewise extremely successful answer for keep the automobile taking with the point of exchanging key auto systems. This is accomplished by presenting four layers of security elements written as firmware and implanted on the electronic control units. Henceforth, this system deflects criminals from carrying out the robbery since they will increase minimal financial advantages from his burglary regardless of the dangers he will take. Therefore, our car security innovation is a best against burglary arrangement at current stage. The test comes about demonstrate that the proprietor can safely control his vehicle inside a few moments, and the running time of our security programming is adequate. Jules White et al.[6] presents Automatic Traffic Accident Detection and Notification with Smartphone's" This paper portrays how advanced cells, for example, the iPhone and Google Android platforms, can naturally distinguish car crashes utilizing accelerometers and acoustic information, quickly tell a focal crisis dispatch server after a mishap, and give situational mindfulness through photos, GPS arranges, VOIP correspondence channels, and mischance information recording. Subsequent to doing the above writing overview it is chosen that to get ready square chart, investigation of various sensors and modules for car checking, following and controlling and test its attributes in

order to enhance the performance of car security system.

III. Methodology

It is seen that before most of the accidents take place particularly in remote areas and it is impossible to trace the vehicle sometimes. So, if one can locate the accident vehicle, it will be helpful for one to get to the accident site and save the victims. The authors in their research papers have described various ways by which these problems can overcome. In some works, this system the accident alarm system based on ARM, GPS, GSM and VIBRATION SENSOR. When the accident occurs, vehicles location as well as alarm locations will be transmitted to a particular emergency centre. After receiving information about the location, the centre will display this information on its map and so the staff of that emergency centre that is nearest to the scene of the accident in time will reach the accident site [4].

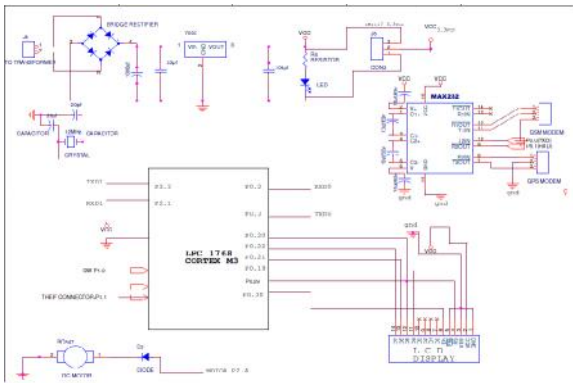

Fig 1. LPC 1768 CORTEX M3.

Power Supply:

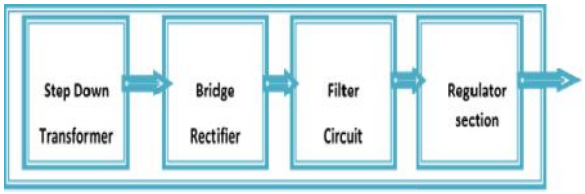

Vehicle Section

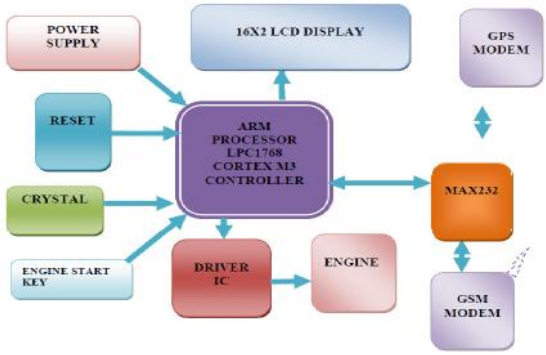

Receiver Section

IV. HARDWARE DESCRIPTION

The equipment configuration is part into two sections GSM and GPS. The fundamental circuit is isolated into two circuits one is for distinguishing the movement of criminal utilizing infrared sensors and other is for DTMF tone disentangling for exchanging on/off the hand-off. The bock outline (Fig. 2), when cheat tries to open the auto, the infrared sensors set close to the auto entryway will sense the movement or development and will sent the sign to 8051 microcontroller. The microcontroller which is associated with activating circuit will send the activating sign to hand-off. The hand-off is associated with GSM versatile through headphone. The microcontroller will send activating sign three times to GSM versatile and call will be made to client educating him or her that somebody is attempting to open the vehicle.

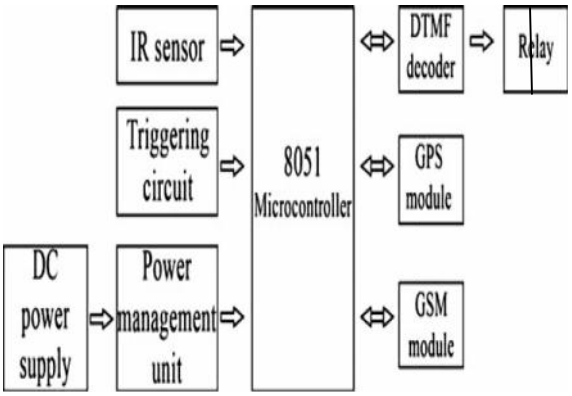

Fig. 2. Anti-theft system architecture.

The second part is for controlling or exchanging distinctive frameworks like motor start, fuel supply, electric stun lattice and windscreen paint shower utilizing hand-off. The hand-off is controlled utilizing GSM portable and DTMF tone decoder. DTMF tone location and disentangling is given by IC MT8870DE.This circuit identifies the dial tone from a phone line and deciphers the keypad pushed on the remote phone. The dial tone we heard when we get the telephone set is call Dual Tone Multi-Frequency, DTMF in short. The name was given on the grounds that the tone that we heard via telephone is really making up of two particular recurrence tones, henceforth the name double tone. The DTMF tone is a type of one path correspondence between the dialer and the phone trade.

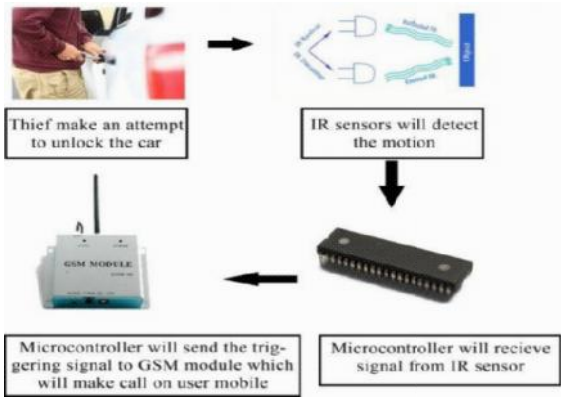

Fig. 3. Block diagram for detecting thief movement.

A complete correspondence comprises of the tone generator and the tone decoder. Here we are utilize the IC MT8870DE, the fundamental part to unravel the info dial tone to 5 computerized yields. These advanced bits can be interface to a PC or microcontroller for further application. There is specific scope of recurrence (Fig. 4) for every keypad number which will be decoded by DTMF decoder circuit. Contingent on the framework like start cut-off, fuel supply cut-off, windscreen paint splash and electric stun network, the quantity of transfers controlling them will be included. There are four transfers in the circuit every one of them controlling the preventive framework like motor start cutoff. The proprietor will send the DTMF tone to the GSM versatile set in the auto. The DTMF tone will be decoded utilizing IC MT8870DE which will control transfers to actuate security framework. For instance number 1 on the versatile keypad is doled out for motor start cut-off, on squeezing 1 number on the keypad of your cell telephone, the DTMF decoder will disentangle the keypad tone recurrence and microcontroller will switch the transfer on-off contingent on the system smolder in the microcontroller.

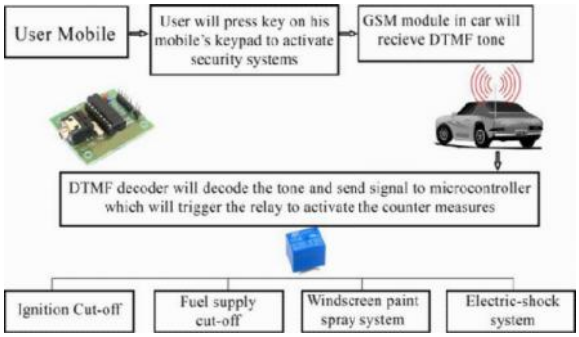

Fig. 4. Block diagram for switching different systems using DTMF decoder circuit using relay.

The mechanism of security system is presented through a block diagram in Fig.3. Whenever someone attempts to unlock the vehicle, the security components installed in the vehicle sends a signal to the owner of the vehicle via GSM modem or GSM mobile. The owner then tries to establish connectivity with the security system in the vehicle through calling a predefined number. Once the connectivity is established, the owner can choose one of the four actions like engine ignition cut-off, fuel supply cut-off, windscreen paint system and electric shock system as per his judgment in order to prevent the vehicle from theft.

Each keypad number is assigned for controlling different system. On pressing 1 from user mobile engine ignition will cut-off, on pressing 2 fuel supply

system will cut-off, on pressing 3 electric shock system provided on steering wheel will get activated which will give shock to thief and on pressing 4 windscreen paint spray system gets activated so that thief can't drive the vehicle. The complete working model comprises of GPS and GSM system as shown in Fig. 4. Fig. 5. Shows the complete circuit layout for decoding DTMF tone through which relays are controlled that further controls the preventive systems like engine ignition cut-off, fuel supply cut-off, windscreen paint spray system and electric shock system. The circuit diagram for detecting the motion of thief is shown in Fig. 5. The main components used in the circuit are microcontroller 8051 and infrared sensors.

Fig. 5. GPS and GSM system for vehicle.

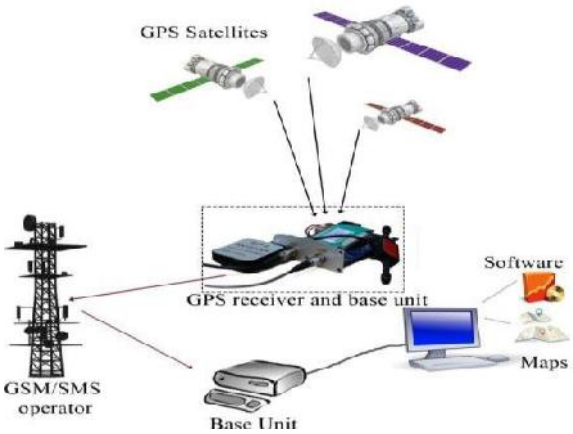

Fig. 6. Block diagram of GPS tracking system.

Flow Chart to Track the Vehicle to Detect the Thief:

Step 1: Start the process Step 2: Set counter =3.

Step 3: Enter code from keypad.

Step 4: Check code with previously stored code. Step 5: Is it same? If "YES" then goto step8.If "NO" then goto step 6.

Step 6: Decrease counter.

Step 7: Is counter=0? If "YES "then inform to police And owner. If "NO" then goto Step 3.

Step 8: Send text message to owner for car access. Step 9: Check all parameters of sensor.

Step 10: Is any parameter beyond range? If "YES" then go to Step 11. If "NO" the message will not be send to owner.

Step 11: Buzzer is "ON" .

Step 12: Check the buzzer is stopped within 1 minute. If "YES" message will not be send to owner. If "NO" goto Step 13.

Step 14: Stop.

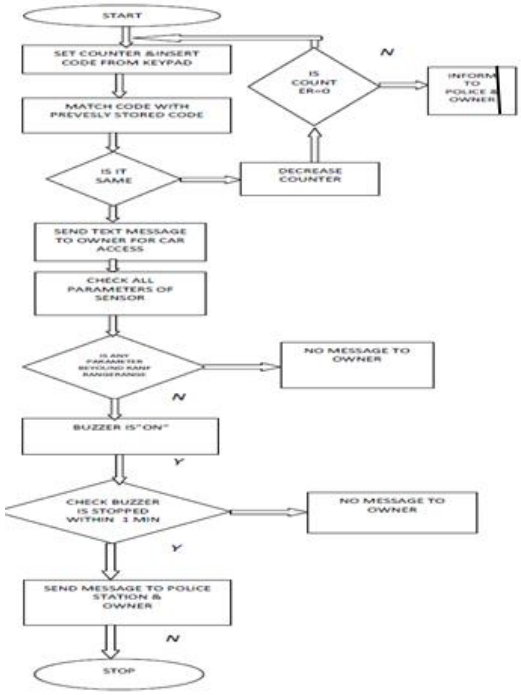

Fig: 7. Flow chart to track the position of vehicle

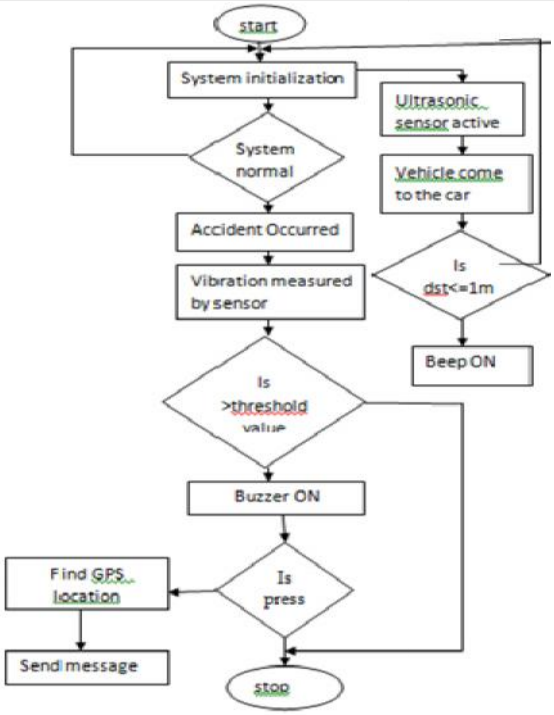

Fig: 8. Flow chart to track the accident

The Flow Chart of the system is shown in the figure 8. It shows the system is initialized on power ON. When the system is detected to be abnormal, it is confirmed that the accident has occurred. The

Vibration/acceleration of the vehicle is detected to confirm the cause of the accident. As soon as the accident is detected the buzzer (alarm) is ON. The switch is scanned first; if it is a minor accident then the switch is ON so that messaging is terminated. If it is a major accident, the switch remains OFF and the message is sent automatically to the rescue team after the location is detected by the GPS.

V. Applications

1. Vehicle security system finds many applications in this modern world.

2. It is useful in all type of security system like in any vehicles tracking system - scooter, car, bike, etc.

3. It means it is useful in everywhere. Whenever you require you can implement by changing some of programming and function according to your requirement.

4. Simple security system is used to save important items. In place of simple security system we can implement this GSM based security so that we get SMS immediately whenever system disturbs. So it is useful in every type of security system and we can make more secure our things.

VI. Conclusion and Future Scope

This system is designed to improve vehicle security and accessibility. With the use of wireless technology vehicle owners are able to enter as well as protect their automobiles with more passive involvement. It is completely integrated so that once it is implemented in all vehicles, then it is possible to track anytime from anywhere. This system has many advantages such as large capability, wide areas range, low operation cost, effective, strong expandability and easy to use. Upgrading this system is very easy which makes it open to future requirement which also makes it more efficient. For more security thumb recognition or face recognition over password can be used. Also other parameters of vehicle such as vibration, obstacle, revolution, etc. can be sensed for theft prevention.

References

[1] Jansen MB, Eradus W., 1991, ―Design of an RFID case-based resource management system for warehouse operations,‖ COMPUT ELECTRON AGR 24 (1-2), pp. 109-117.

[2] O'Gorman L, 1993, ―An electronic material flow control system,‖ IEEE ROBOTICS & AUTOMATION MAGAZINE (IEEE ROBOT AUTOM MAG), 6 (1), pp. 4.

[3] Takaragi K, Usami M, Imura R, Itsuki R, Satoh T., 1994, ―An ultra small individual recognition security chip,‖ IEEE MICRO 21 (6), pp. 43-49.

[4] Sakamura K, Koshizuka N., 1994, ―Automobile Anti-theft System Design based on GSM,‖ IEEE MICRO 21 (6), pp.7-11. [11] Hum APJ., ―Fabric area network - a new wireless communication

[5] Irnich W., 1994, ―Electronic security systems and active implantable medical devices,‖ PACE-PACING AND CLINICAL ELECTROPHYSIOLOGY (PACE), 25 (8), pp. 1235-1258.

[6] Callahan JM., 1995, ―RFID and PC technology pave way to increased profit in aggregate industry,‖ CONTROL SOLUTIONS, 75 (7), pp. 20.

[7] Reynolds DR, Riley JR., 1995, ―Remote-sensing, telemetric and Computer based technologies for investigating insect movement a survey of existing and potential techniques,‖ COMPUTERS AND ELECTRONICS IN AGRICULTURE, 35 (2-3), pp. 271-307.

[8] Usami M, Ohki M., 1996, ―The mu-chip: An ultra-small 2.45 GHz RFID chip for ubiquitous recognition applications,‖ IEICE TRANSACTIONS

[9] Strassner B, Chang K., 1996, ―Passive 5.8-GHz radio-frequency identification tag for monitoring oil drill pipe,‖ IEEE TRANSACTIONS ON MICROWAVE THEORY AND TECHNIQUES (IEEE T MICROW THEORY).

[10] Osman KA, 1997, ―Furness A. Potential for two-dimensional codes in automated manufacturing,‖ ASSEMBLY AUTOMATION, 20 (1), pp. 52-57.

Authors

B. Jhony is pursuing her M.Tech in Embedded Systems, Sri Sivani Institute of Technology (Ssit), Approved by Aicte & Affiliated to Jntu-K, Chilakapalem Jn, Srikakulam. She received her B.Tech on Electronics and Communication Engineering, Kakinada Institute of Engineering Technology for Women, Korangi. A.P, INDIA.

A. Venkateswara Rao is working as Associate Professor and Head of the Department in the department of ECE, Sri Shivani Institute of Technology Chilakapalem, A.P., India. Affiliated to Jawaharlal Nehru Technological University, Kakinada. Approved by AICTE, NEW DELHI. He published several papers in National and International Journals. He received his M.Tech from SKEM Karpally, Hyderabad.