



## Image Retrieval System for Online Multi Model Matric Learning

G. Lakshmi<sup>1</sup>, N. Sushma<sup>2</sup>

<sup>1</sup>M.Tech Scholar, <sup>2</sup>Assistant Professor

<sup>1,2</sup>Department of Computer Science & Engineering,

BVC Institute of Technology & Science, Batlapalem, Amalapuram, AP, India.

### Abstract-

The paper proposes the current online multi-modal distance metric learning (OMDML) with another component of expansion to illuminate the Image equivocalness issue utilizing Conditional Random Field (CRF) Algorithm. The fundamental expectation of proposing this model of framework is to comment on/label the images with some physically characterized ideas for learning a natural space, utilizing visual and logical features. All the more especially, by making the framework to sustain the dormant vectors into existing classification portrayals, it can be authorize for use of image comment, which is considered as the required issue in image recovery. As an expansion to the accessible model, we suggest and include the substance highlight of the issue of understanding the vagueness. The Conditional Random Filed Algorithm display is utilized for preparing the framework and aftereffects of fortified online multi-modal distance metric learning framework gives a superior result of substance based image recovery show. This arrangement is the future upgrade where the commitment of giving more precision to the proposed framework by improving utilizing uncertainty settling issue.

**Keywords** - Ranking Model, Content Based Image Retrieval (CBIR), Multi-Modal Retrieval, Distance Metric Learning (DML), Multi-Modal Retrieval.

### I. Introduction

Graph based ranking models have been considered profoundly and it is connected in data recovery range, This paper essentially center the issue of applying a novel and effective model for content based image retrieval(CBIR), especially for huge scale image datasets. Customary image recovery framework depends on watchword pursuit, for example, Google, yahoo, Bing is coordinated with the setting of a image incorporating with title archive, and so on.

Content-based image recovery is a significant decision to beat the challenges. CBIR framework uses the low level element extraction including worldwide features eg. Network Color Moment, Edge histogram, Gabor Wavelets Texture, Local Binary Pattern, GIST include these are the element extraction [1]. Complex ranking model is the well-known diagram based ranking model that positions the information in tests concerning the inherent geometrical structure that is uncovered by countless is connected I numerous applications that demonstrates the great execution and attainable on assortment of information sorts on the content, image and video[1]. Complex ranking model has its own particular disadvantages to deal with substantial scale datasets; it has costly computational cost in both diagram development and ranking calculation stages. It is obscure to deal with out-ofsample question is proficient under the current system. The first complex ranking is stretched out as proficient complex ranking (EMR) to address the deficiencies of complex ranking from the two points of view: First is versatile graph development; and second is effective ranking calculation [1]. Grapple diagram is worked in the database rather than k closest neighbor graph, and another contiguousness framework is intended to accelerate the ranking calculation. The modal has two phases independently a disconnected stage and online stage. The EMR can deal with a large number of images to do recovery. Disconnected stage is for learning or building the ranking model and online stage incorporates the phases for dealing with the new inquiry. With EMR the framework can deal with one million images for online recovery with in the brief timeframe. In content based recovery assignments there are assortment of planning errands for extricating low level features and its diverse distance measures, to discover the distance metric/work remains the open test is to investigate distance metric learning (DML).applying machine learning strategies to enhance distance metrics for preparing information data, for example, Historical

logs of client significance criticism in content-based image recovery (CBIR) frameworks. Different DML algorithms have been proposed in numerous written works, most existing DML techniques by and large have a place with single-modal DML[2] in that they take in a distance metric either on a solitary kind of highlight or a joined element space by connecting multiple sorts of features together. In certifiable application some methodologies may experience the ill effects of some handy restrictions: (i) a few sorts of features may fundamentally command the others in the DML undertaking, the capacity is to abuse the capability of the considerable number of features; and (ii) The guileless link approach may bring about a consolidated high-dimensional component space. To beat every one of the restrictions, a novel structure of Online Multi-modal Distance Metric Learning (OMDML) are examined. It takes in the distance metrics from multi-modal information or multiple sorts of features by means of a productive and versatile online learning plan. To address the confinements of the paper a novel plan of online multi-modal distance metric learning is researched and investigates a bound together two-level online learning plan: (i) first is to learn and improve a different distance metric for every modality. (ii) Second is to learn and locate an ideal mix of various distance metrics on multiple modalities. OMDML takes leverage of online systems for high effectiveness and adaptability towards extensive scale learning assignments. To diminish the computational cost and enhance the exactness of distance metric learning, Low Rank Multi-Modal Distance Metric Learning system is utilized, which it can keep away from the need of concentrated positive semi-unequivocal (PSD) projections and it spares a lot of computational cost for DML on high-dimensional information. A novel system of Low rank multi-modal distance metric learning is presented[2], which at the same time learns ideal metrics on every individual modality with the ideal mix of metrics on every individual modality and the ideal mix of the metrics from multiple sort of modalities by means of effective adaptable for online learning. By and large this strategy is utilized as a part of online learning strategies, rather than online handling strategy the disconnected system is utilized. Online learning is to limit the loss of whole succession of got occurrences.

## II. Related Work

Comparability/distance metric learning has been broadly contemplated in machine learning group

(Yang 2006). Most existing works for DML regularly concentrate on learning a Mahalanobis distance parameterized by a positive semidefinite grid (Shalev-Shwartz, Singer, and Ng 2004; Shental et al. 2002; Schultz and Joachims 2003; Jin, Wang, and Zhou 2009). Enlivened by its applications with regards to ranking, the work in (Weinberger, Blitzer, and Saul 2005) The investigation in (Globerson and Roweis 2005) figured it in a directed setting by including positive imperatives. The works by (Davis et al. 2007) and (Jain et al. 2008) proposed online metric learning algorithms in light of LogDet-regularization with various misfortune capacities. All these methodologies concentrate on the symmetric organization: given two images  $p_1$  and  $p_2$  they measure closeness through  $(p_1 - p_2)^T M (p_1 - p_2)$ , where the lattice  $M$  must be sure semidefinite. In any case, forcing the positive semidefiniteness requirement regularly brings about a computationally costly enhancement errand, making it unreasonable for understanding extensive scale genuine applications. Another prominent closeness learning approach plans to advance an unconstrained comparability work in a bilinear frame, for example, OASIS (Chechik et al. 2010). In particular, given two images  $p_1$  and  $p_2$  they measure closeness by  $p^T T M p$ , where framework  $M$  is not required to be certain semi-clear. This sort of estimation is more efficient in true applications since it abstains from upholding positive semi-distinct imperatives when learning the similitude work. Not at all like OASIS that utilizations online detached forceful algorithms (Crammer et al. 2006), we investigate the developing Stochastic Dual Coordinate Ascent (SDCA) technique (Shalev-Shwartz and Zhang 2013) for tackling relative closeness learning issue. In this work, we investigate online improvement methods to take in comparability capacities from triplet imperative streams. Online learning works in a consecutive manner, which is efficient and adaptable for expansive scale applications (Hoi, Wang, and Zhao 2014; Rosenblatt 1958; Chechik et al. 2010; Zhao, Hoi, and Jin 2011). In this paper, we broaden the SDCA strategy (Shalev-Shwartz and Zhang 2013) to handle the streamlining assignment of relative closeness learning in an online learning setting.

## III. Collective Image File Formats Accessible

JPEG is a picture document delivered by a standard from the Joint Photographic Experts Group, an ISO/IEC gathering of specialists that creates and

keeps up principles for a suite of pressure calculations for picture records. JPEGs more often than not have a .jpg record augmentation.

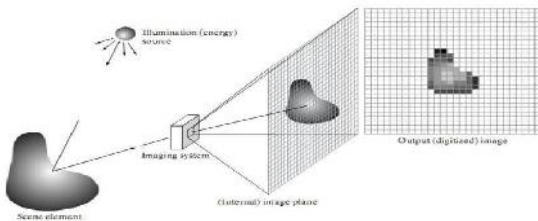
As one of the innovations to help quick and precise picture seek, visual hashing has gotten tremendous consideration and turned into an extremely dynamic research area in a decade ago [8], [9].BMP is local document configuration of the Windows stage resembles the parent organization to the over three. BMP positions don't take into account picture compression.BMP pictures are fresh and exact, however being pixel subordinate they don't scale well.



**Fig.1 2D-Image**

**Image Acquisition**

Image acquisition in image processing can be broadly defined as the process of retrieving an image from some source, usually a hardware based source, so it can be passed through whatever processes need to occur.



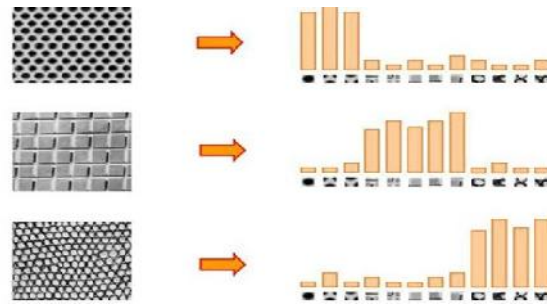
**Fig.2. Image Acquisition**

**Process**

Performing image acquisition in image processing is always the first step in workflow sequence because, without an image, no processing is possible. The input images are taken from file. These images are different format like jpg, tiff, gif mostly we are using jpg format because it will accept black image and colour image.

**IV. Visual Features Extraction**

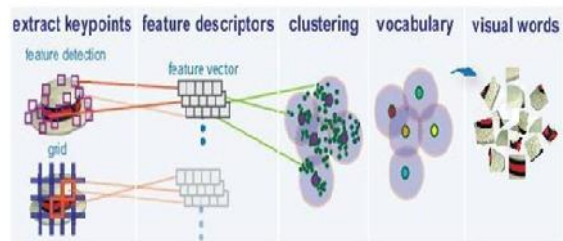
Visual Feature extraction starts from an initial set of measured data and builds derived values determine to be informative and non-redundant. Feature extraction is commonly related to dimensionality reduction and also, visual features usually have high dimensions. Visual Hashing basic idea is to map the raw high-dimensional visual features into binary codes, that visual similarities of images can be efficiently measured by simple but efficient bit-wise operations.



**Fig.3. Feature Extraction Process**

**Classification**

The classification performance is largely dependent on the descriptiveness and discriminativeness of feature descriptors. The hyper-graph is constructed based on the extracted visual features. Effectively preserving visual similarities of images in binary hash codes is essential to visual hashing. The text enhanced visual graph is constructed. The visual hash code learning is used to measure semantic similarity in Hamming space keep consistent with shared topic distributions.



**Fig.4. Classification Process**

**V. Proposed Work**

This paper researches a novel system of Online Multi-modular Distance Metric Learning (OMDML), which takes in separate measurements from multi-modular information or numerous sorts of highlights by means of an effective and adaptable internet learning plan. The key thoughts of OMDML are twofold: It figures out how to streamline a different

separation metric for every individual methodology (i.e., each kind of highlight space), and It figures out how to locate an ideal blend of various separation measurements on numerous modalities. We show a novel system of Online Multimodal Distance Metric Learning, which all the while learns ideal measurements on every individual methodology and the ideal blend of the measurements from different modalities by means of proficient and versatile web based learning. We additionally propose a low-rank OMDML calculation which by altogether diminishing computational expenses for high-dimensional information without PSD projection. We offer hypothetical investigation of the OMDML strategy. We lead a broad arrangement of examinations to assess the execution of the proposed methods for CBIR assignments utilizing different sorts of highlights.

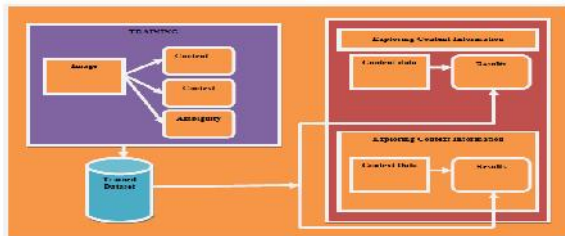


Fig. Proposed Architecture diagram

Algorithm:

1. INPUT:
  - Discount weight parameter:  $\beta \in (0,1)$
  - Margin parameter:  $\gamma > 0$
  - Learning rate parameter:  $\eta > 0$
2. Initialize the parameters:  $\theta_i^{(0)} = \frac{1}{m}, W$   
 $f_i^{(0)} \forall i = 1, \dots, m$
3. Compute  $\forall t = 1, 2, \dots, T$
4. {
5. Receive the triplet set as  $(\mathbf{p}_i, \mathbf{p}_i^+, \mathbf{p}_i^-)$ , then calculate,
  - i.  $f_i^{(t)} = d_i(\mathbf{p}_i, \mathbf{p}_i^+) - d_i(\mathbf{p}_i, \mathbf{p}_i^-), i=1, 2, \dots, m$
  - ii.  $f_t = \sum_{i=1}^m \theta_i^{(t)} f_i^{(t)}$

if  $f_t + \gamma > 0$  then  
 $\forall i = 1, 2, \dots, m,$
6. find set  $z_t^{(0)} = \Pi(f_t^{(0)}, 0)$
7. update  $\theta_{t+1} \leftarrow \theta_t^{(0)} + \beta z_t^{(0)}$
8.  $W^{(t+1)} \leftarrow W^{(t)} - \eta \nabla_{\theta_t} W^{(t)}$ , then find out,  $\theta_{t+1}$
9.  $\theta_{t+1} = \sum_{i=1}^m \theta_{t+1}^{(i)}$
10.  $\theta_{t+1}^{(i)} \leftarrow \theta_{t+1}^{(i)} / \theta_{t+1}, i=1, \dots, m$
11. }
12. end

## VI. Results and Discussions

### A. Dataset

The input image needed for this system is COREL image data set, which is a subset of COREL image database consisting of 10000 images. COREL is widely used in many CBIR works. All of the images are from different categories, with 100 images per category. Such as Corel image, roses, butterfly, buildings and so on. That is to say, images from the same category are judged relevant and otherwise irrelevant.

### B. Performance evaluation

To evaluate the performance of the image retrieval algorithm we use the two most well-known parameters; precision and recall.

#### PRECISION

It is the ratio of the number of relevant images retrieved to the total number of irrelevant and relevant images retrieved. It is usually expressed as a percentage.

$$\frac{\text{No of relevant images retrieved}}{\text{No of relevant images retrieved} + \text{No of irrelevant images are not retrieved.}} * 100\%$$

No of relevant images retrieved

+

No of irrelevant images are not retrieved.

#### RECALL

It is the ratio of the number of relevant images retrieved to the total number of relevant images in the database. It is usually expressed as a percentage.

$$\frac{\text{No of relevant images retrieved}}{\text{No of relevant images are not retrieved.}} * 100\%$$

No of relevant images are not retrieved

+

No of irrelevant images are not retrieved.

## VII. Conclusion

In this work we implemented a new system to make enhancement on the available existing online multimodal distance metric learning (OMDML) with a new feature of extension to solve the Image

ambiguity issue using Conditional Random Field (CRF) Algorithm. The implementation results show that the proposed model is very efficient in providing the solution for the problem of ambiguity in the Content based Image Retrieval System. CRF model works well than the available existing model and results proved it too.

### References

1. Bin Xu, Jiajun Bu, Chun Chen, Can Wang, Deng CAI, And Xiaofei He— EMR : A Scalable Graph-Based Ranking Model For Content-Based Image Retrieval Ieee Transactions On Knowledge And Data Engineering, Vol. 27, No. 1, January 2015.
2. Pengcheng Wu, Steven C. H. Hoi, Peilin Zhao, Chunyan Miao, And Zhi-Yong Liu —Online Multi-Modal Distance Metric Learning With Application To Image Retrieval Ieee Transactions On Knowledge And Data Engineering, Vol. 28, No. 2, February 2016
3. Bin Xu, Jiajun Bu, Chun Chen, Deng Cai, Xiaofei He, Wei Liu, Jiebo Luo —Efficient Manifold Ranking For Image Retrieval SIGIR'11 July 24–28, 2011, Beijing, China 2011.
4. Reshma Chaudhari<sup>1</sup>, A. M. Patil<sup>2</sup> —Content Based Image Retrieval Using Colour And Shape Features I. International Journal Of Advanced Research In Electrical, Electronics And Instrumentation Engineering Vol. 1, Issue 5, November 2012.
5. Reshma Chaudhari<sup>1</sup>, A. M. Patil<sup>2</sup> —Content Based Image Retrieval Using Colour And Shape Features I. International Journal Of Advanced Research In Electrical, Electronics And Instrumentation Engineering Vol. 1, Issue 5, November 2012.
6. W. Liu, J. He, And S. Chang. —Large Graph Construction For Scalable Semi-Supervised Learning I. In Proceedings of the 27th International Conference On Machine Learning, Pages 679–686, 2010.
7. Ji Wan, Dayong Wang, Steven C.H. Hoi, Pengcheng Wu, Jianke Zhu, Yongdong Zhang, Jintao Lil Deep Learning For Content-Based Image Retrieval: A Comprehensive Study I. MM'14, , Orlando, Florida, USA November 3–7, 2014.

8. S. C. Hoi, W. Liu, And S.-F. Chang, —Semi-Supervised Distance Metric Learning For Collaborative Image Retrieval, I In Proc Ieee Conf. Comput. Vis. Pattern Recog., Jun. 2008.

9. Burr Settles Mark Craven, Soumya Ray B. Settles, M. Craven And S. Ray. —Multiple-Instance Active Learning I. In NIPS'08, 2008. Ye Xu, Wei

10. Ping, Andrew T. Campbell —Multi-Instance Metric Learning I. 11th IEEE International Conference On Data Mining ,2011.

### Authors



**G. Lakshmi** is pursuing M.TECH (CSE) in the Department of Computer Science and Engineering from BVC Institute of Technology & Science, Batlapalem, Amalapuram, AP, India.



**N. Sushma** is working as Assistant Professor in Department of Computer Science & Engineering, BVC Institute of Technology & Science, Batlapalem, Amalapuram, AP, India.